


ACETAL ADAPTOR:

The Acetal Adaptor can be fitted to the bottom of the cylinder to accommodate a submersible pump or extension pipes and is part of the Sub Assembly.




ASSEMBLY INSTRUCTIONS




Step 1:
Secure the cylinder and remove the nuts and bolts. The foot valve remains in the cylinder.




Step 2:
Fit the Acetal Adaptor into the opening.



Step 3:
Tap the Adaptor in with a hammer and a piece of wood/metal until the middlepart of the adaptor is flush with the cylinder tube.



Step 4:
Use a 3,5mm drill bit and drill pilot holes 10mm deep into the adaptor.



Step 5:
Insert the self-tapping screws, provided with the adaptor. (Ensure that the foot valve is against the Acetal Adaptor).

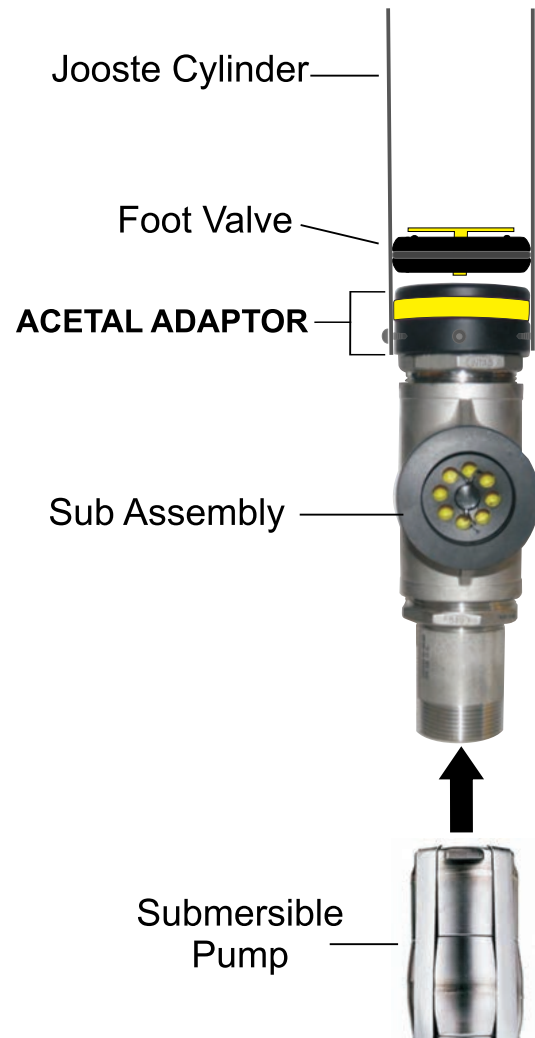


Illustration purposes only
for AF50AA to AF70AA